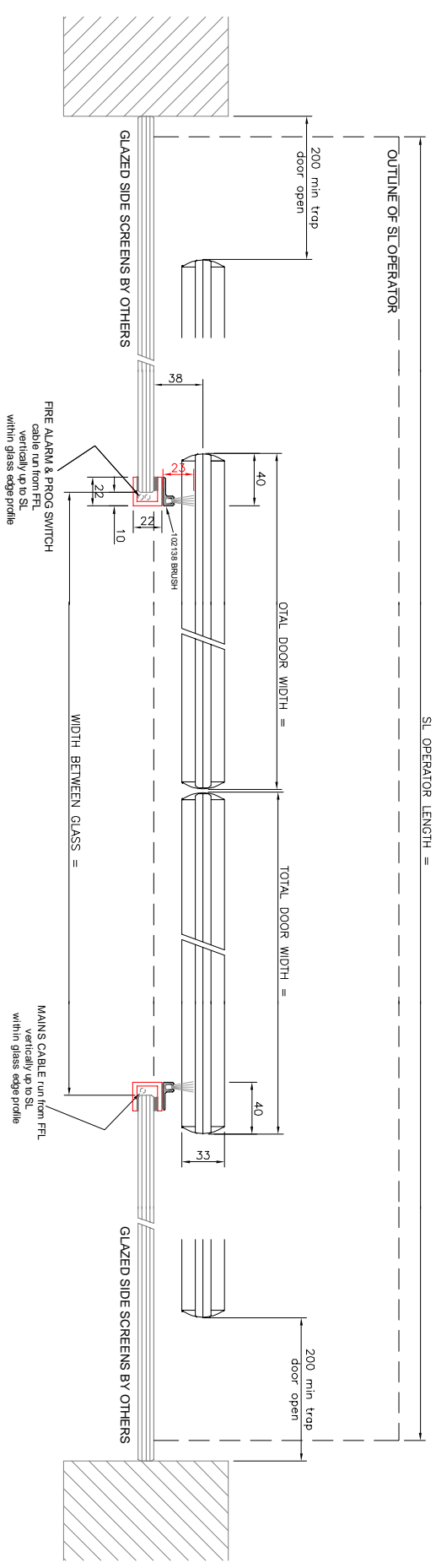
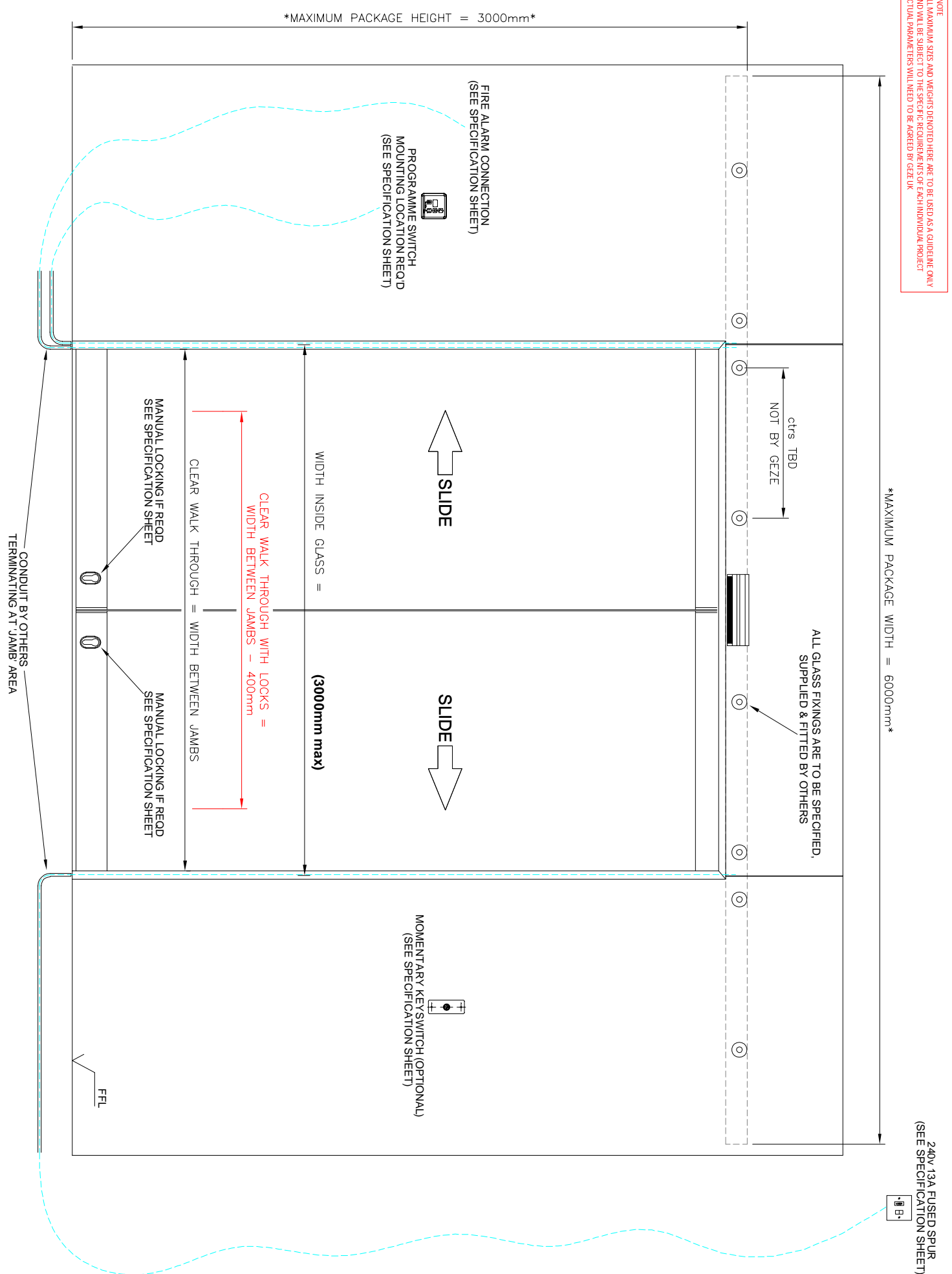
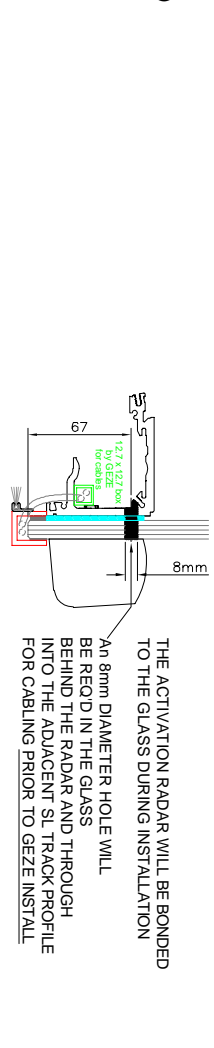


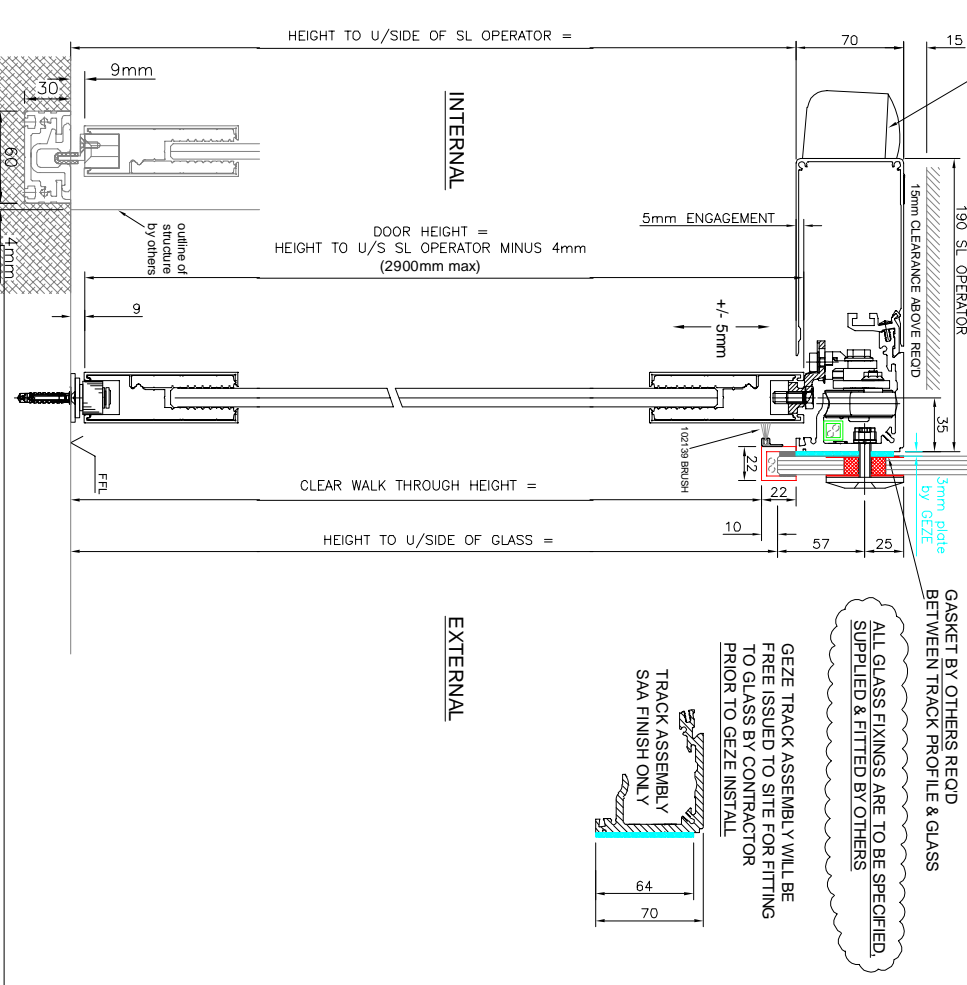
**\*NOTE**  
 ALL MAXIMUM SIZES AND WEIGHTS DENOTED HERE ARE TO BE USED AS A GUIDELINE ONLY  
 AND WILL BE SUBJECT TO THE SPECIFIC REQUIREMENTS OF EACH INDIVIDUAL PROJECT  
 ACTUAL PARAMETERS WILL NEED TO BE AGREED BY GEZE UK



240V 13A FUSED SPUR  
 (SEE SPECIFICATION SHEET)



INTERNAL AND EXTERNAL ACTIVATION  
 IS SUBJECT TO PROJECT SPECIFICATION,  
 CABLE ROUTES IF REQUIRED ARE TO BE BY OTHERS



**PROJECT SPECIFIC DETAILS**

**PROJECT :**

**FINISH :**

**GLASS :**

**LOCKING :**

**CONTROLS :**

**ACTIVATION :**

**SAFETY :**

Revision	Drawn	Date	Reason for Change
C	MB	29.04.15	CORRECT FLOOR TRACK DETAIL ADDED
B	GH	06-08-12	plate added behind track profile
A	RC	27-03-12	Dimension amended on Section view for SL-NT



**Title**  
 SL NT Bi-Part Operator  
 BOLTED TO GLASS (10/12mm)  
 with All Glass AP doors only

**Drawing No.**  
 SL-NT-20

**Drawn** Appd **Scale** **Date**  
 GH NTS SEP 2011

**GEZE UK Ltd**  
 Blenheim Way  
 Fradley Park  
 Lichfield  
 Staffordshire. TEL 01543 443000  
 www.geze.com  
 WS13 8SY FAX 01543 443001

This drawing shows the actual design of product developed by the manufacturer.  
 No claim of design right in any form can be made against GEZE in a third party's possession.  
 This drawing is the property of GEZE and shall remain the property of GEZE. All rights reserved with the drawing.  
 GEZE is not responsible for the design of the door or the door frame. The drawing may not be used or reproduced without the written consent of GEZE.