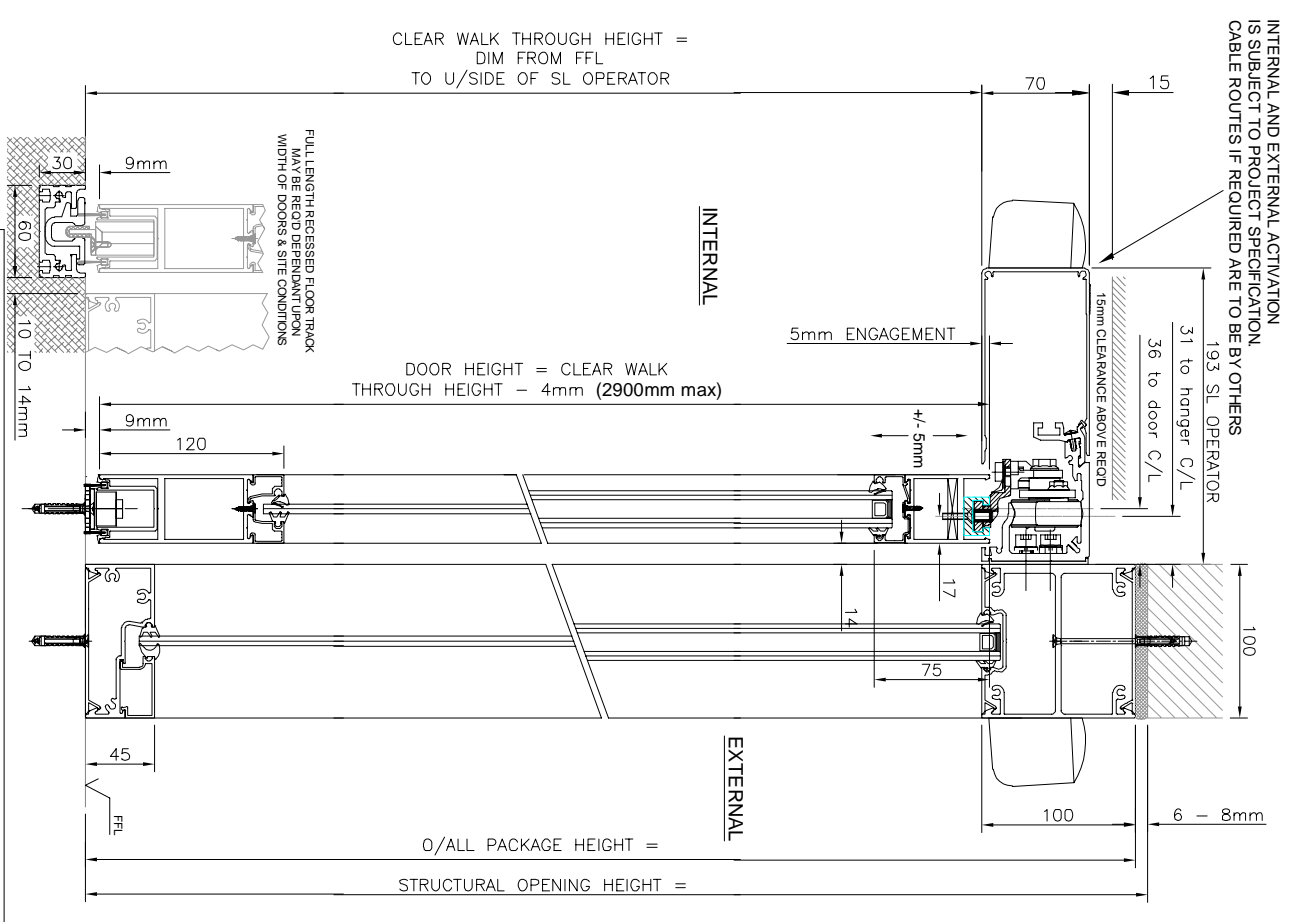
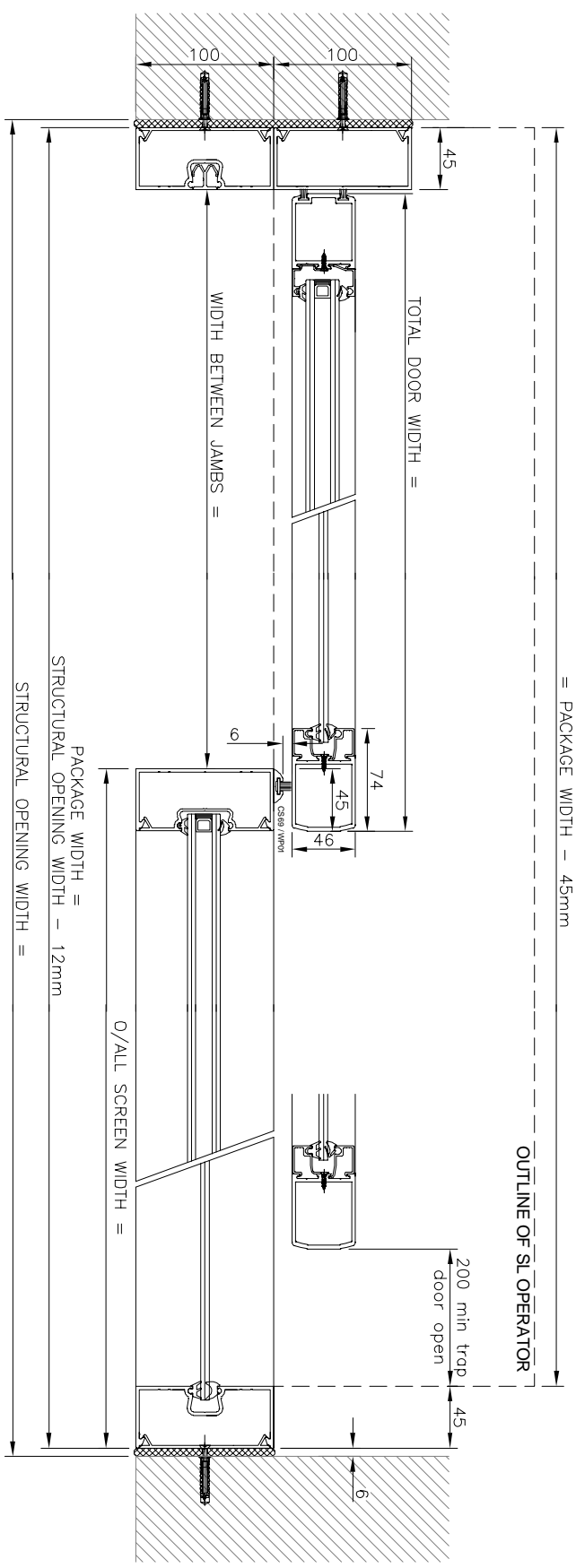
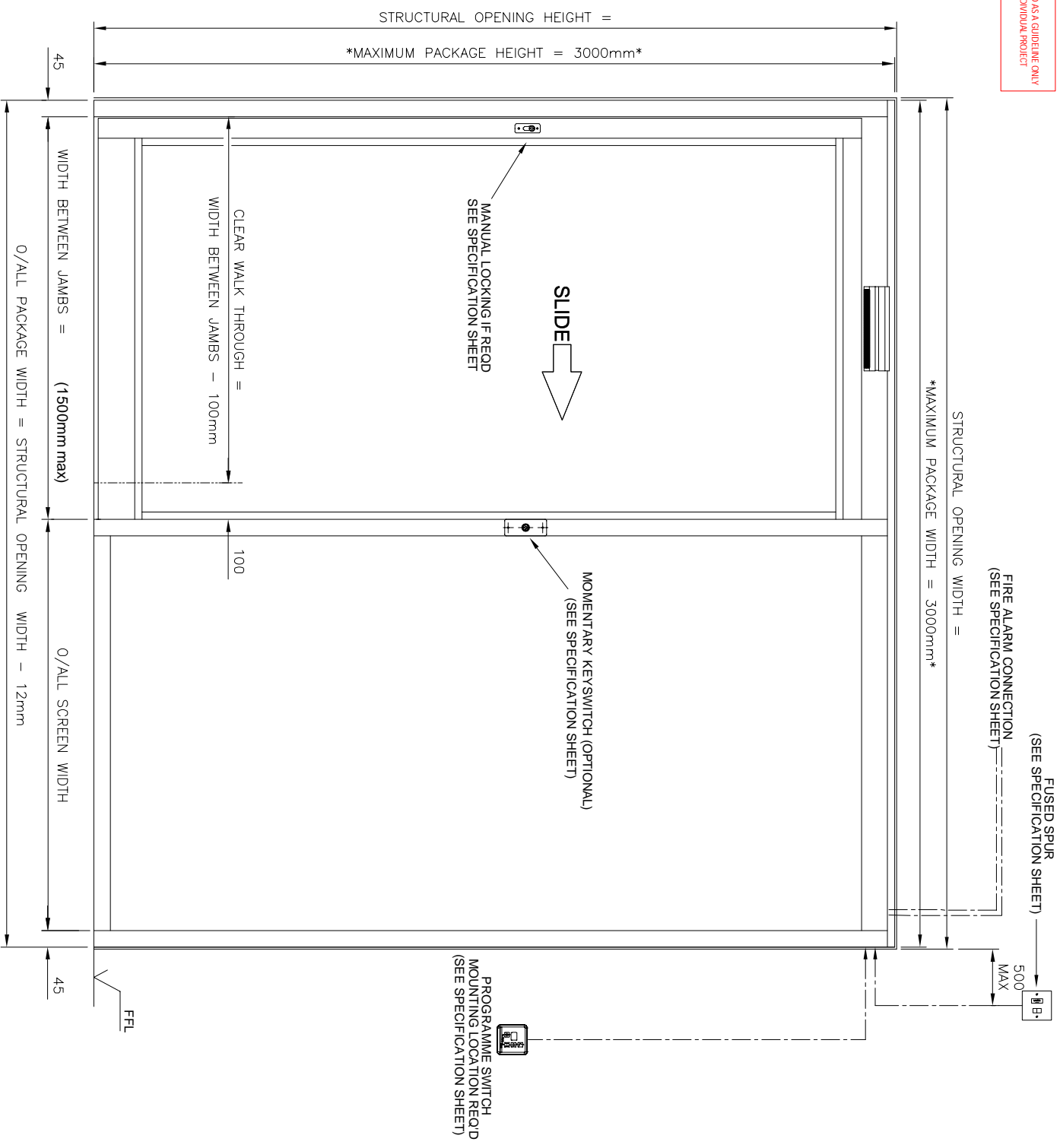


NOTE
 ALL MAXIMUM SIZES AND WEIGHTS DENOTED HERE ARE TO BE USED AS A GUIDELINE ONLY
 AND WILL BE SUBJECT TO THE SPECIFIC REQUIREMENTS OF EACH INDIVIDUAL PROJECT
 ACTUAL PARAMETERS WILL NEED TO BE AGREED BY GEZE UK



PROJECT SPECIFIC DETAILS

PROJECT :			
FINISH :			
GLASS :			
LOCKING :			
CONTROLS :			
ACTIVATION :			
SAFETY :			
Revision	Drawn	Date	Reason for Change
E	MB	05.04.19	CORRECT HANGING PROFILE ADDED
D	MB	02.11.17	CORRECT PROFILES ADDED
C	RC	30-05-13	Floor guide option added to drawing
B	RC	11-12-12	Double glazing options added to drawing
A	RC	27-03-12	Dimension amended on Section view for SL-NT



PROJECT : SL-NT Single LH Operator
 with door and screen
 in 100 x 45 Aluminium shopfront sections
 (single glazed)

Drawn Appd **Scale** **Date**
 GH NTS DEC 2011

GEZE UK Ltd
 Blenheim Way
 Fradley Park
 Lichfield
 Staffordshire. TEL 01543 443000
 WS13 8SY FAX 01543 443001
 www.geze.com

This drawing shows the actual stage of product development and is not intended for construction.
 No claims or drawings in any form can be made against GEZE in regard of the invention
 rights reserved. The drawing is the property of GEZE UK. All rights reserved with the drawing
 partner in possession of GEZE UK. The drawing may not be copied or reproduced without the
 written permission of GEZE UK.