

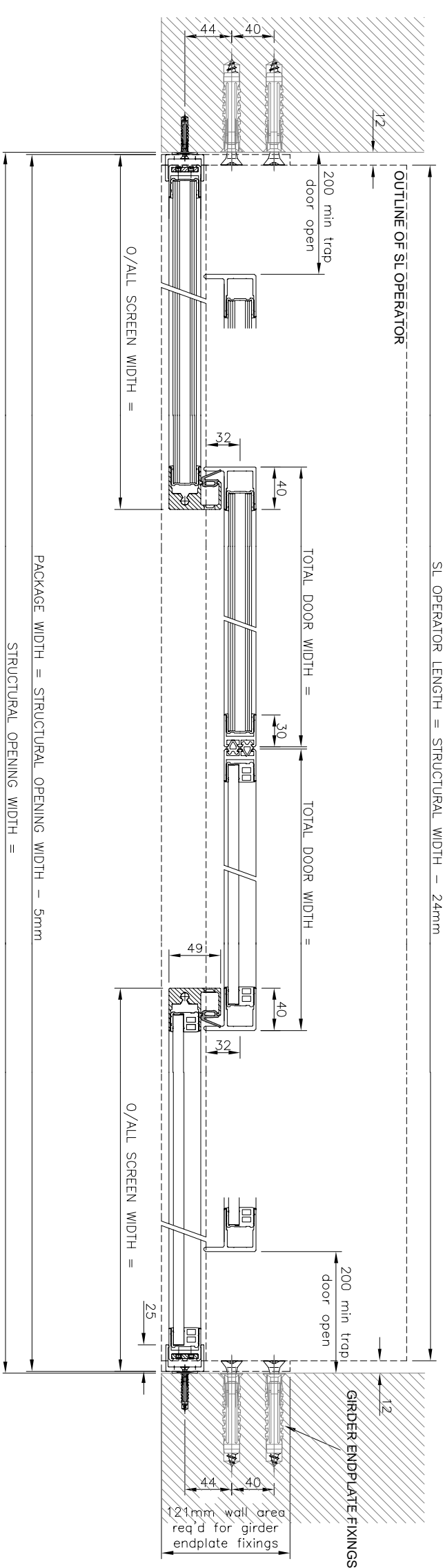
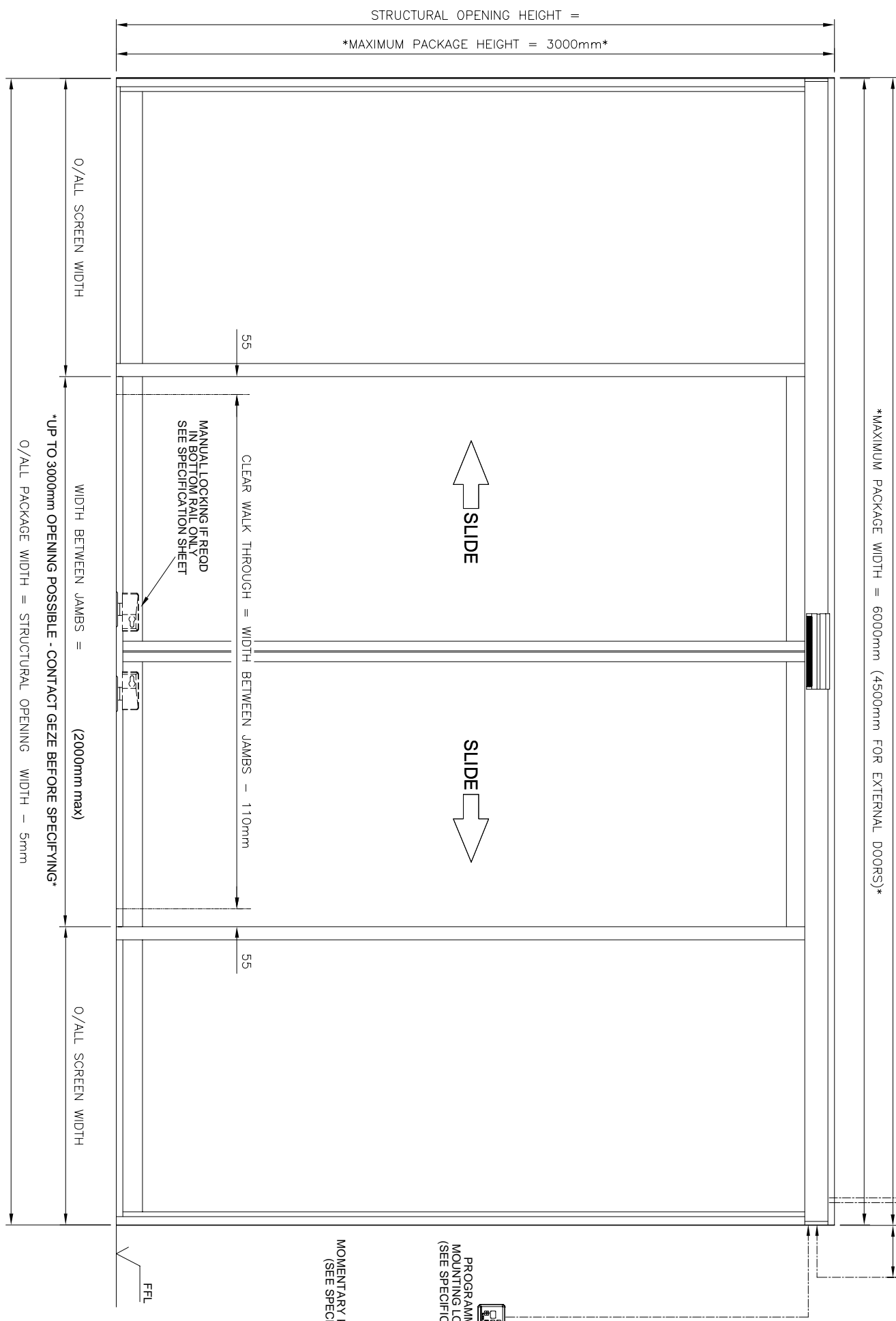
NOTE
 ALL DIMENSIONS AND WEIGHTS SHOWN HERE ARE TO BE USED AS A GUIDE ONLY.
 DIMENSIONS SHOULD BE SUBJECT TO THE REQUIREMENTS OF EACH INDIVIDUAL PROJECT.
 ACTUAL PARAMETERS WILL NEED TO BE AGREED BY GEZE UK

STRUCTURAL OPENING WIDTH =
 MAXIMUM PACKAGE WIDTH = 6000mm (4500mm FOR EXTERNAL DOORS)

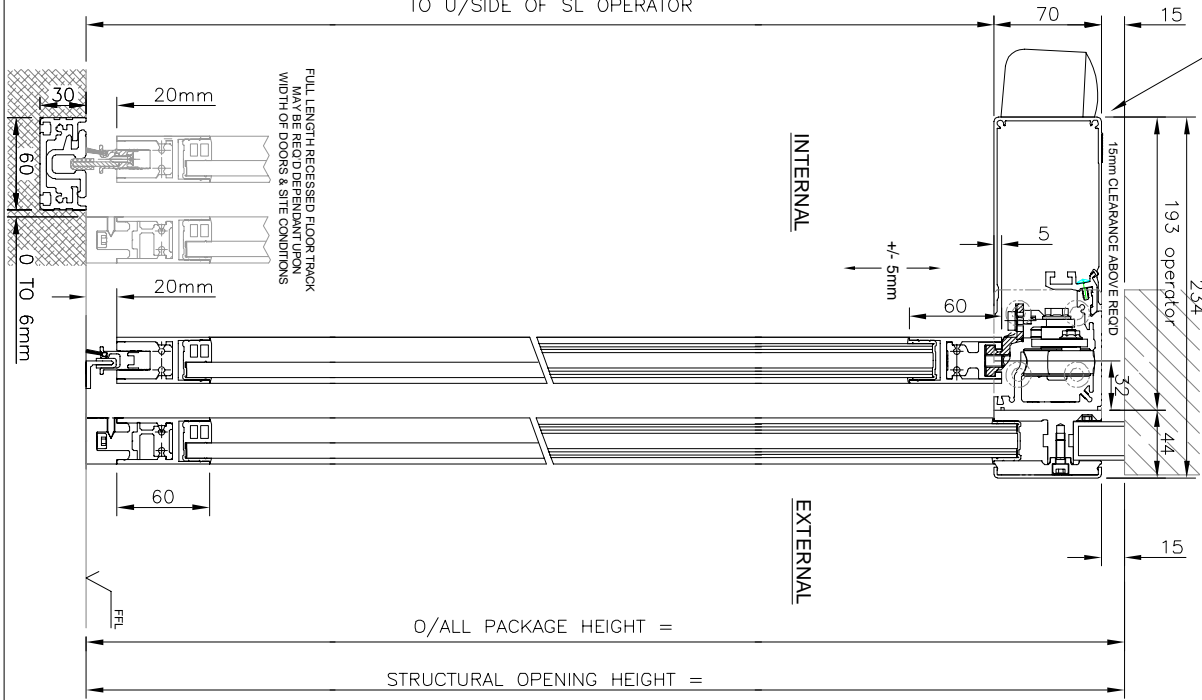
FIRE ALARM CONNECTION
 (SEE SPECIFICATION SHEET)

FUSED SPUR
 (SEE SPECIFICATION SHEET)

INTERNAL AND EXTERNAL ACTIVATION
 IS SUBJECT TO PROJECT SPECIFICATION.
 CABLE ROUTES IF REQUIRED ARE TO BE BY OTHERS



CLEAR WALK THROUGH HEIGHT =
 DIM FROM FFL
 TO U/SIDE OF SL OPERATOR



PROJECT SPECIFIC DETAILS

| | |
|---------------------|--|
| PROJECT : | |
| FINISH : | |
| GLASS : | |
| LOCKING : | |
| CONTROLS : | |
| ACTIVATION : | |
| SAFETY : | |

| Revision | Drawn | Date | Reason for Change |
|----------|-------|----------|--|
| E | GH | NOV 2021 | CANOPY LEG SHORTENED |
| D | RC | 29-05-13 | Floor track option added to drawing |
| C | RC | 11-12-12 | Double glazed options added to drawing |

Drawing No.
 SL-NT-02



Title
 SL-NT Bi-Part Operator
 with doors and screens
 in ISO slimline sections
 using self supporting girder
 (single glazed)

| | | | |
|-------|------|-------|----------|
| Drawn | Appd | Scale | Date |
| GH | | NTS | NOV 2011 |

GEZE UK Ltd
 Blenheim Way
 Fradley Park
 Lichfield
 Staffordshire. TEL 01543 443000
 www.geze.com
 WS13 8SY FAX 01543 443001

This drawing shows the actual stage of product development of the development.
 No claims or drawings in any form can be made against GEZE in regard of the invention
 parts or parts of the invention. The drawing is not to be used for the production of parts
 without the express written consent of GEZE.