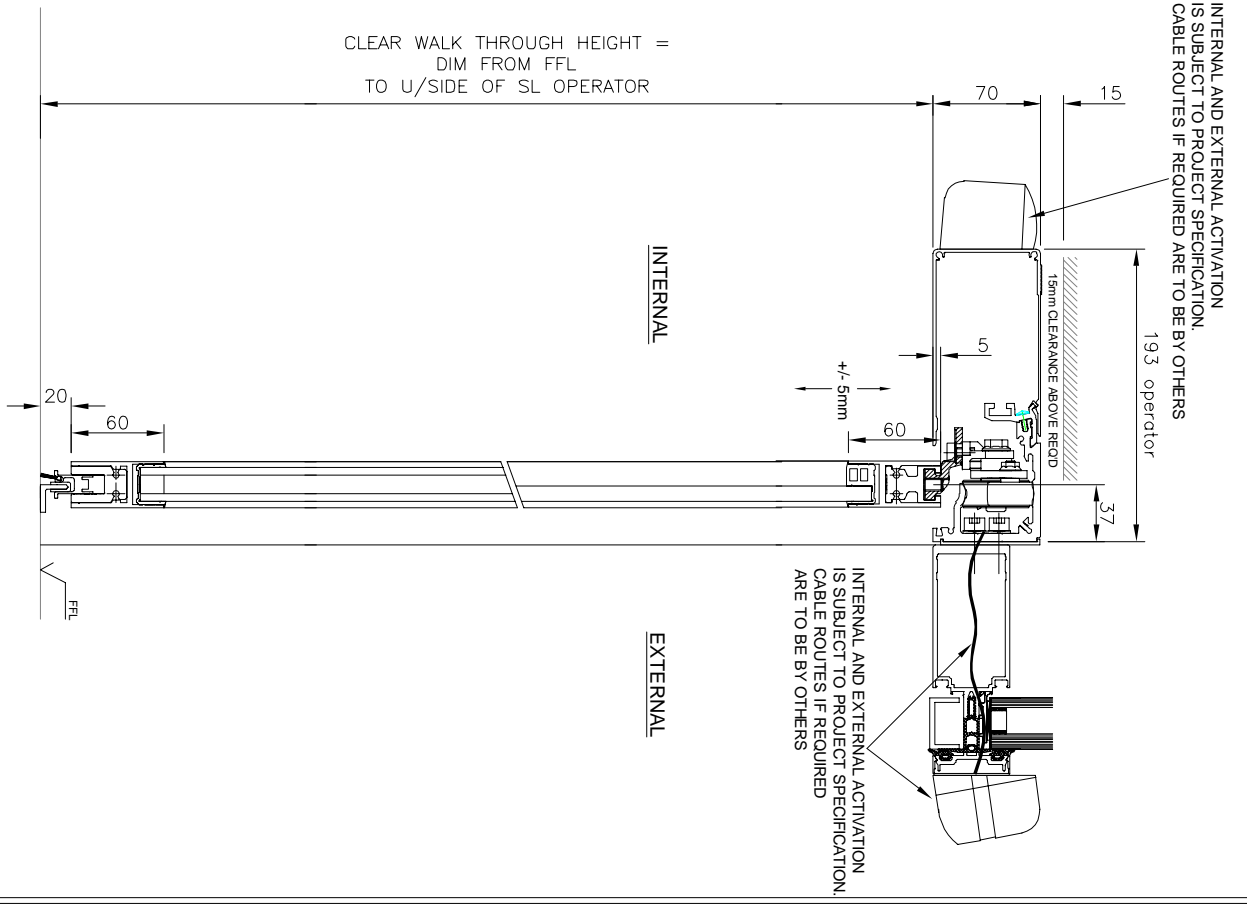
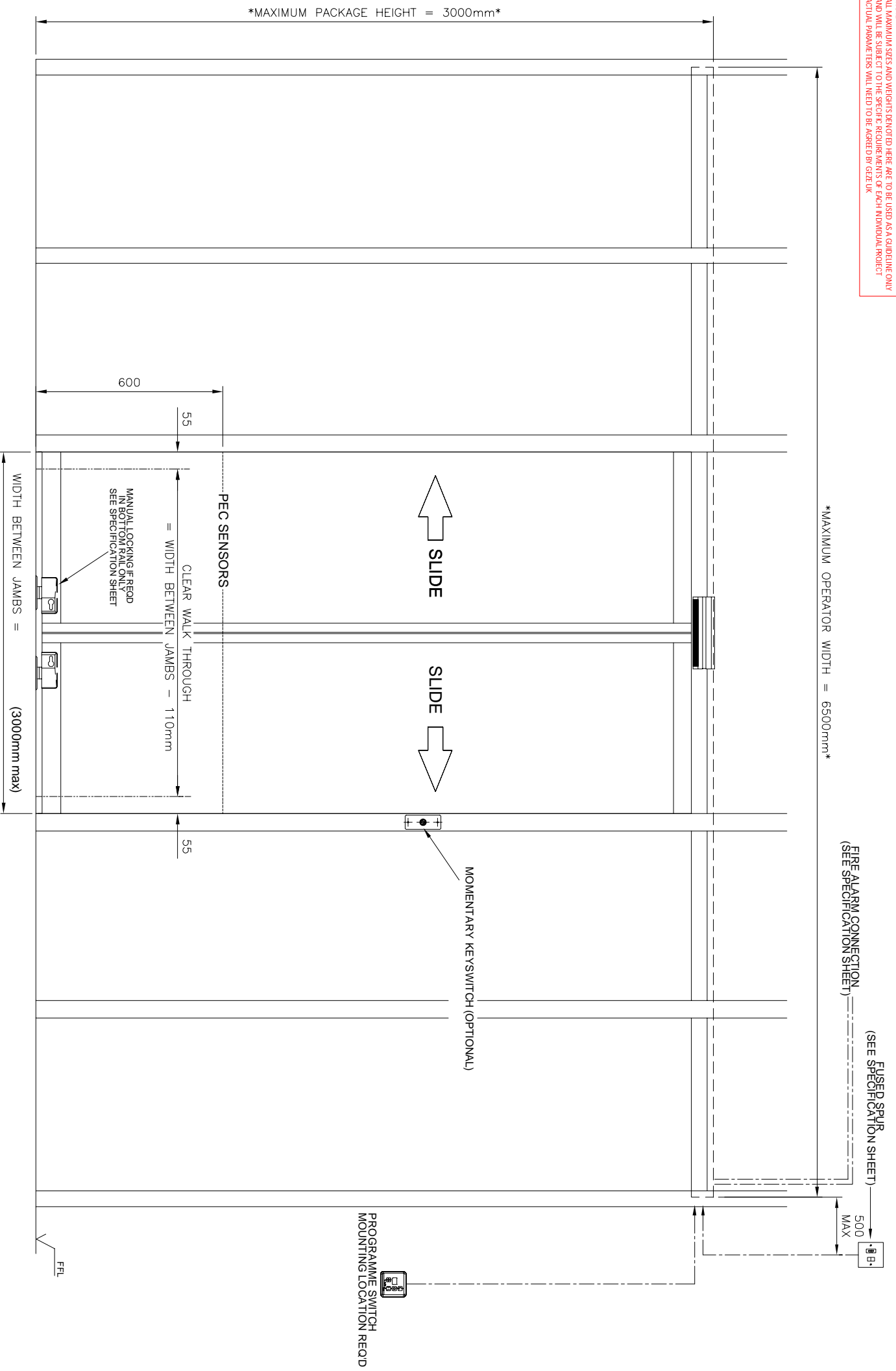


***NOTE**
 ALL MAXIMUM SIZES AND WEIGHTS INDICATED HERE ARE TO BE USED AS A GUIDELINE ONLY
 AND WILL BE SUBJECT TO THE SPECIFIC REQUIREMENTS OF EACH INDIVIDUAL PROJECT
 ACTUAL PARAMETERS WILL NEED TO BE AGREED BY GEZE UK



SL OPERATOR LENGTH

OUTLINE OF SL OPERATOR

IN COMPLIANCE WITH BS7036

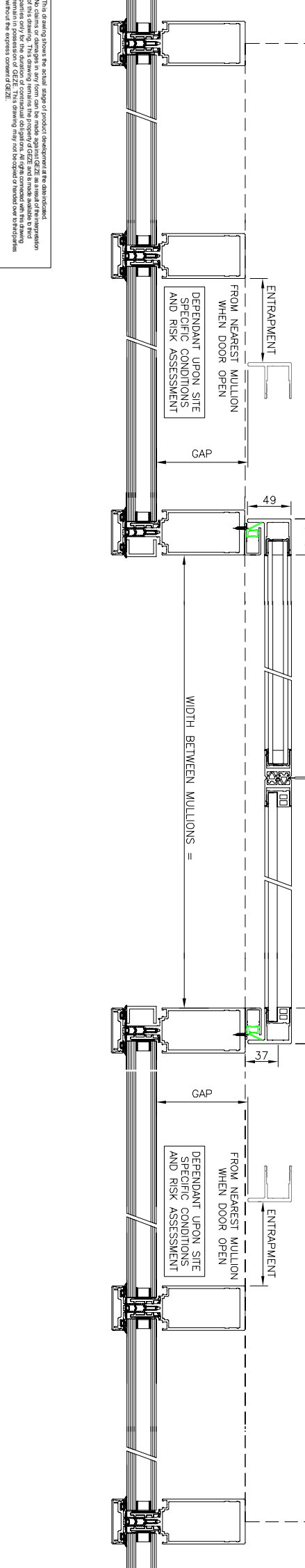
IF GAP IS LESS THEN 100mm THEN ENTRAPMENT = 200mm MIN

IF GAP IS MORE THEN 100mm THEN ENTRAPMENT = 500mm MIN

IN COMPLIANCE WITH BS7036

IF GAP IS LESS THEN 100mm THEN ENTRAPMENT = 200mm MIN

IF GAP IS MORE THEN 100mm THEN ENTRAPMENT = 500mm MIN



PROJECT SPECIFIC DETAILS

PROJECT :	
FINISH :	
GLASS :	
LOCKING :	
CONTROLS :	
ACTIVATION :	
SAFETY :	

Revision	Drawn	Date	Reason for Change
E	GH	NOV 2021	CANOPY LEG SHORTENED
D	RC	30-05-13	Floor track option added to drawing
C	RC	11-12-12	Single glazed option added to drawing

Drawing No SL-NT-18	
Title SL-NT Bi-Part Operator	
with doors only in slimline (ISO sections (double glazed) fitted to curtainwalling BY OTHERS	
Drawn GH	Appd NTS
Scale NTS	Date MAR 2012
GEZE UK Ltd Blenheim Way Fradley Park Lichfield Staffordshire. TEL 01543 443000 WS13 8SY FAX 01543 443001 www.geze.com	



This drawing shows the actual stage of product development of the door system.
 No claims or details in any form can be made against GEZE in regard of the invention.
 The drawing is not to be used for the production of doors without the written permission of GEZE.
 GEZE is not responsible for the design of the door system. All rights reserved with the drawing.
 GEZE is not responsible for the design of the door system. All rights reserved with the drawing.
 GEZE is not responsible for the design of the door system. All rights reserved with the drawing.