


**\*NOTE\***  
 ALL MAXIMUM SIZES AND WEIGHTS DENOTED HERE ARE TO BE USED AS A GUIDANCE ONLY  
 AND WILL BE SUBJECT TO THE SPECIFIC REQUIREMENTS FOR EACH INDIVIDUAL PROJECT  
 ACTUAL PARAMETERS WILL NEED TO BE AGREED BY GEZE UK

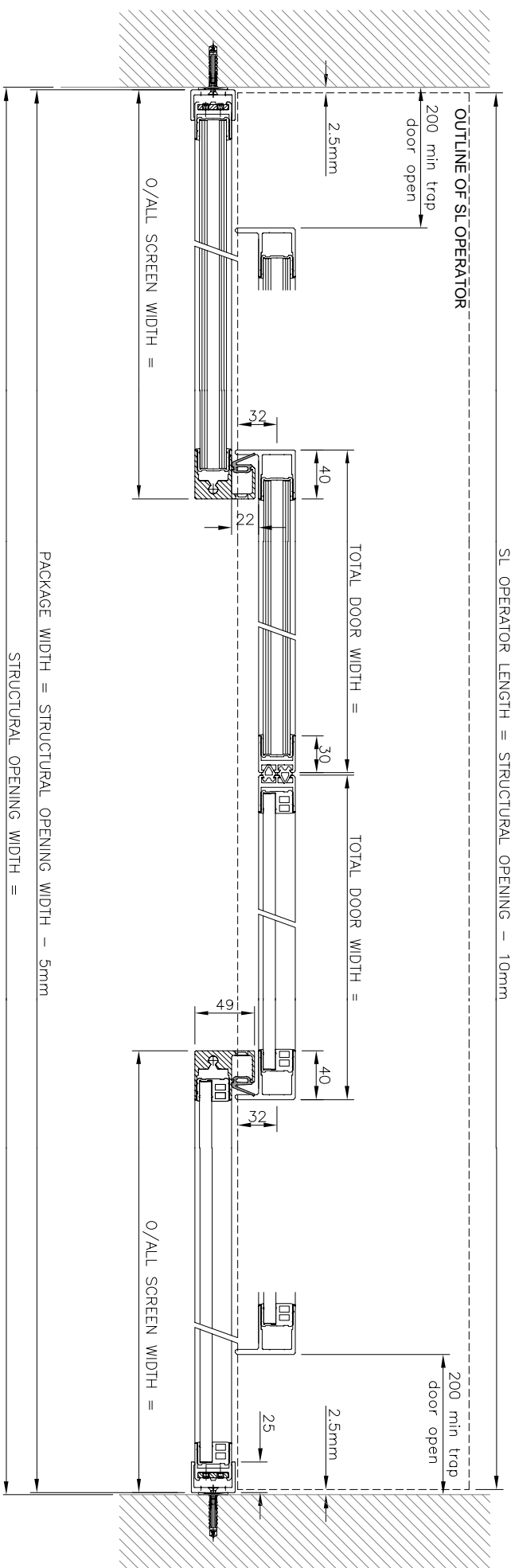
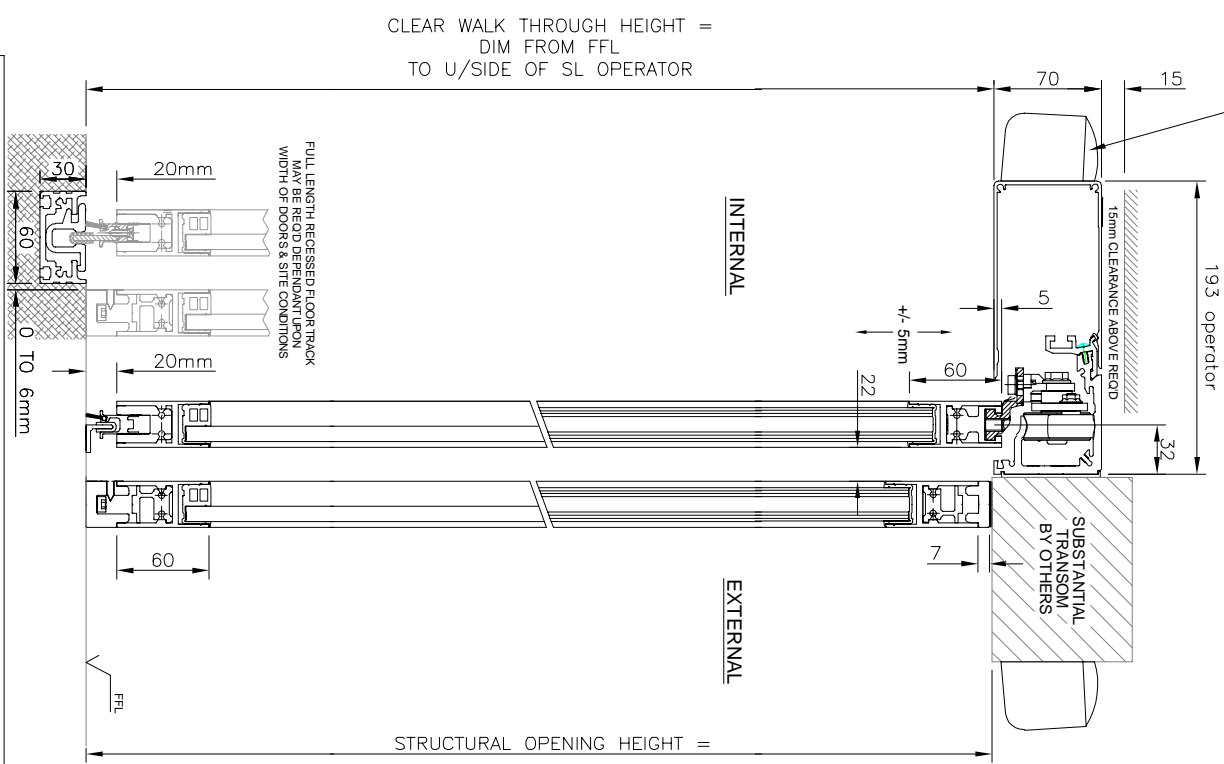
**FIRE ALARM CONNECTION**  
 (SEE SPECIFICATION SHEET)

STRUCTURAL OPENING WIDTH =

\*MAXIMUM PACKAGE WIDTH = 6000mm (4500mm FOR EXTERNAL DOORS)\*



**INTERNAL AND EXTERNAL ACTIVATION**  
 IS SUBJECT TO PROJECT SPECIFICATION.  
 CABLE ROUTES IF REQUIRED ARE TO BE BY OTHERS



**PROJECT SPECIFIC DETAILS**

<b>PROJECT :</b>	
<b>FINISH :</b>	
<b>GLASS :</b>	
<b>LOCKING :</b>	
<b>CONTROLS :</b>	
<b>ACTIVATION :</b>	
<b>SAFETY :</b>	

Revision	Drawn	Date	Reason for Change
E	GH	NOV 2021	CANOPY LEG SHORTENED
D	GH	27-06-16	Opening between jambs increased to 3000mm
C	RC	29-05-13	Floor track option added to drawing

Drawing No. SL-NT-28

Title  
 SL-NT Bi-Part Operator with doors and screens in ISO slimline sections (single glazed)



Drawn Appd Scale Date  
 GH NTS NOV 2011

GEZE UK Ltd  
 Blenheim Way  
 Fradley Park  
 Lichfield  
 Staffordshire. TEL 01543 443000  
 WS13 8SY FAX 01543 443001  
 www.geze.com

This drawing shows the actual design of product developed by the manufacturer.  
 No claims or damages in any form can be made against GEZE in regard of the drawings.  
 The drawings are for information only and do not constitute a contract. All rights reserved with the drawing.  
 GEZE UK Ltd is the sole proprietor of the drawings. GEZE UK Ltd is not responsible for any damage or loss of data.  
 GEZE UK Ltd is not responsible for any damage or loss of data.