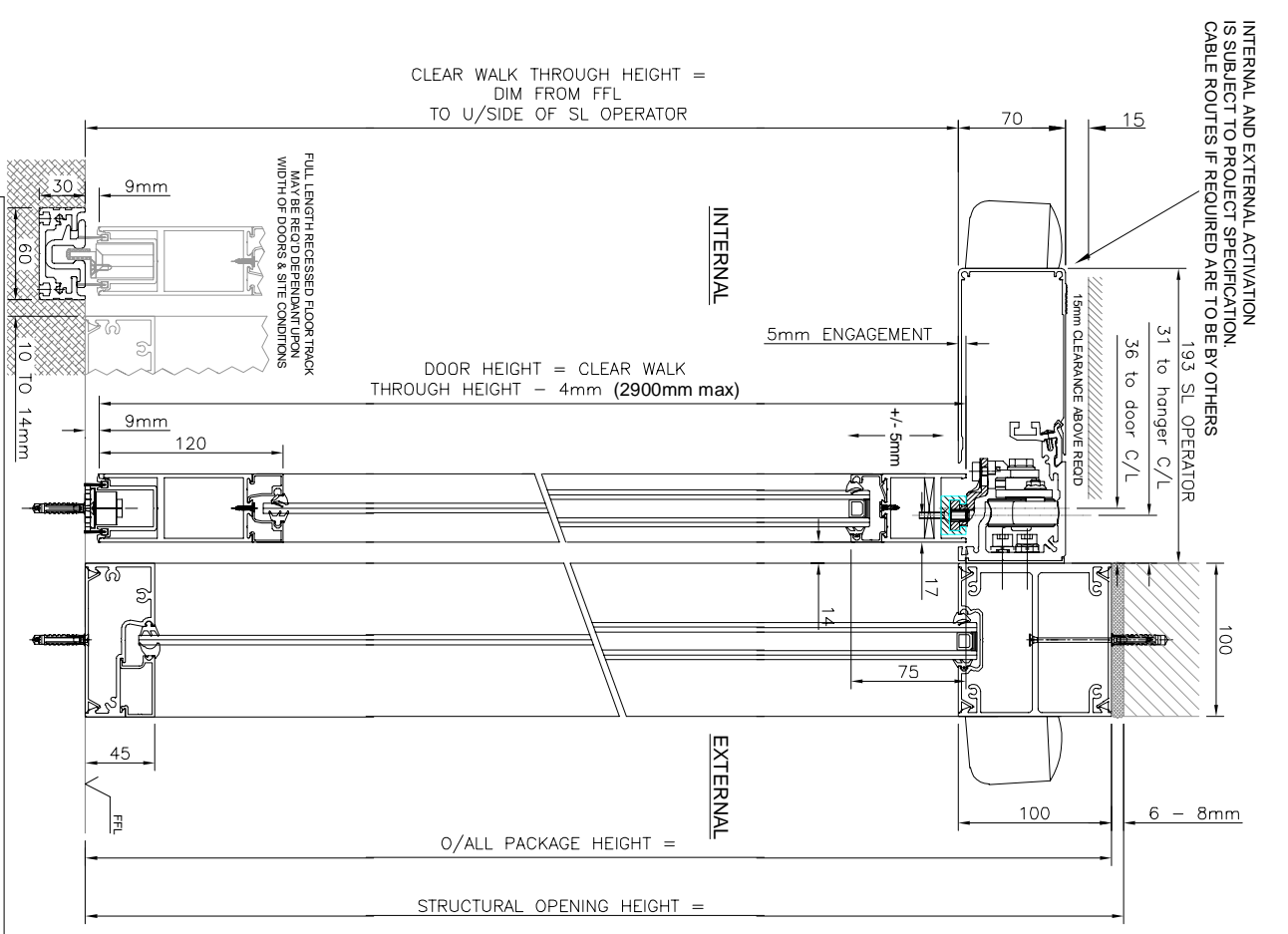
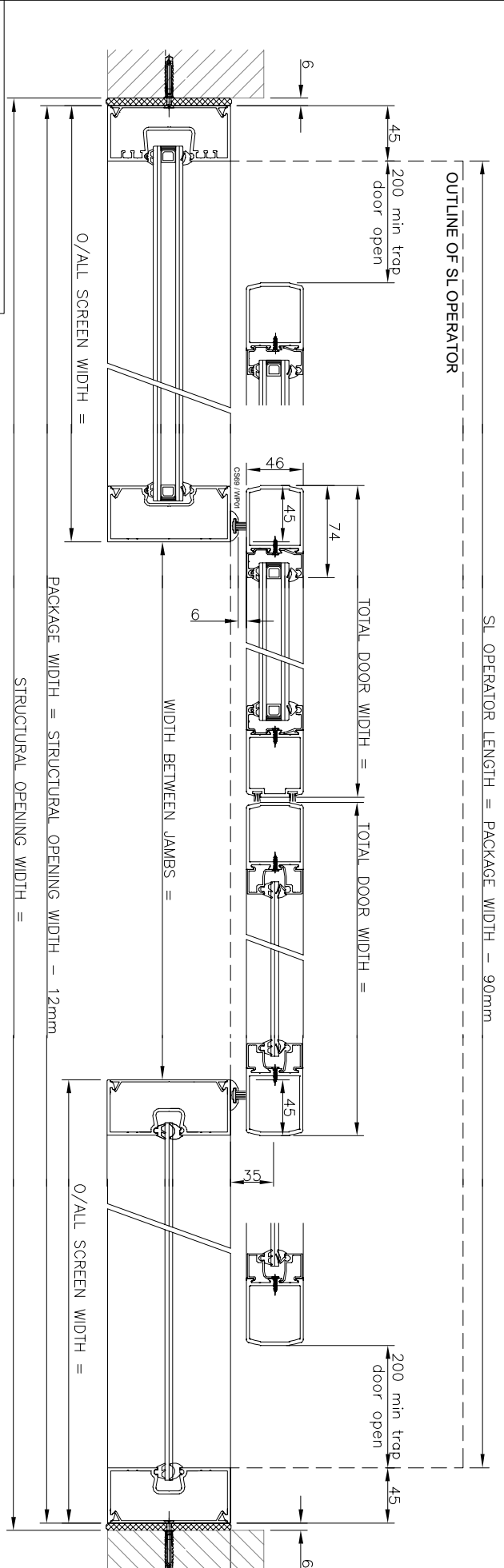
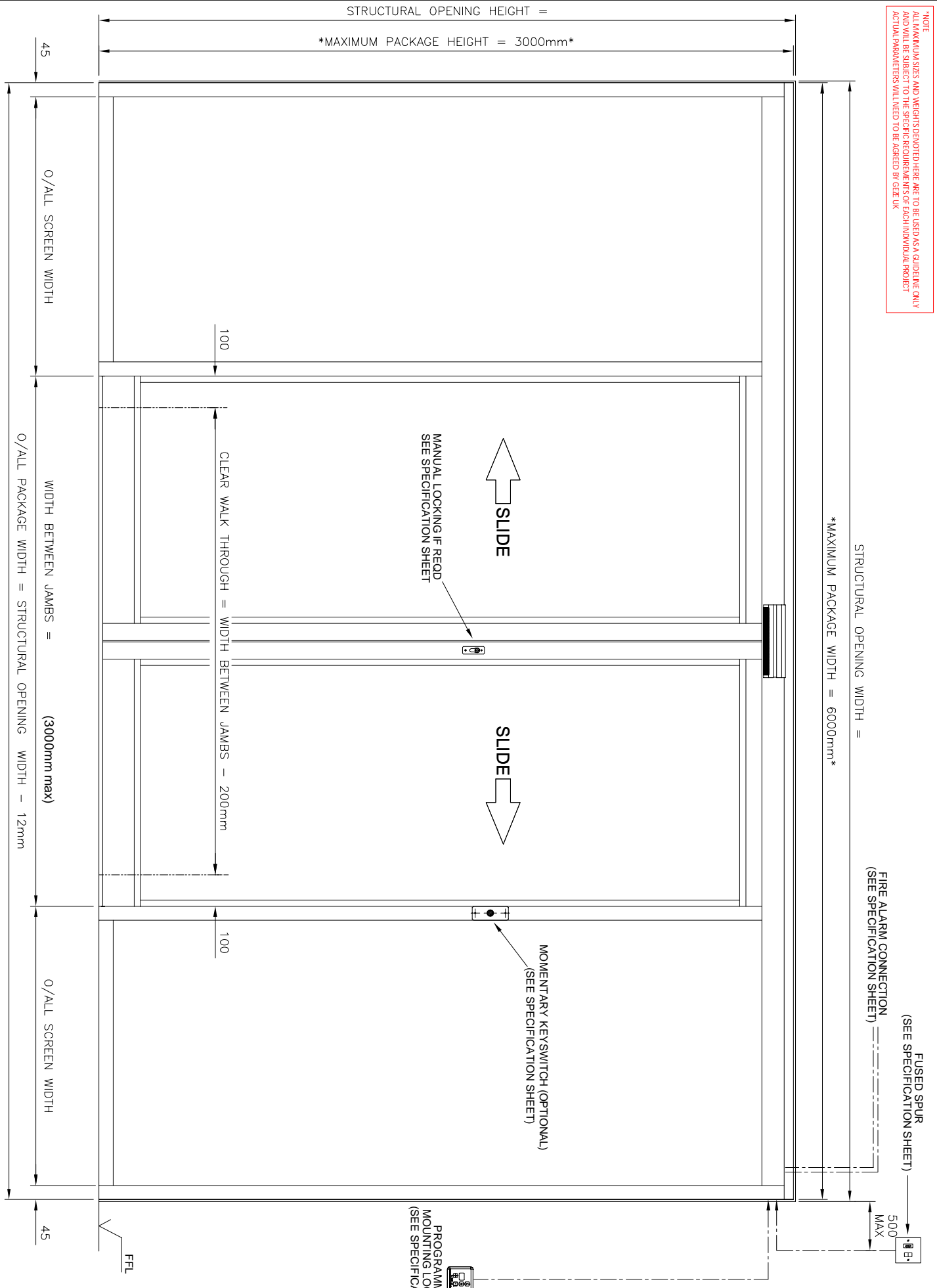


NOTE
 ALL MAXIMUM SIZES AND WEIGHTS SPECIFIED HERE ARE TO BE USED AS A GUIDELINE ONLY
 AND WILL BE SUBJECT TO THE SPECIFIC REQUIREMENTS OF EACH INDIVIDUAL PROJECT
 ACTUAL DIMENSIONS WILL NEED TO BE AGREED BY GEZE UK



PROJECT SPECIFIC DETAILS

PROJECT :			
FINISH :			
GLASS :			
LOCKING :			
CONTROLS :			
ACTIVATION :			
SAFETY :			
Revision	Drawn	Date	Reason for Change
E	MB	05.04.19	CORRECT HANGING PROFILE ADDED
D	MB	02.11.17	CORRECT PROFILES ADDED
C	RC	30-05-13	Floor guide option added to drawing
B	RC	10-12-12	Double glazed options added to drawing
A	RC	27-03-12	Dimension amended on Section view for SL-NT



Title
 SL NT Bi-Part Operator
 with doors and screens
 in 100 x 45 Aluminium shopfront sections
 (single glazed)

Drawn Appd **Scale** **Date**
 GH NTS SEP 2011

GEZE UK Ltd
 Blenheim Way
 Fradley Park
 Lichfield
 Staffordshire. TEL 01543 443000
 www.geze.com
 WS13 8SY FAX 01543 443001

This drawing shows the actual design of product developed at the discretion of GEZE. No claims or drawings in any form can be made against GEZE in regard of the invention of the product. The drawing is for information only. All rights reserved with the drawing. GEZE is not responsible for the design of the product. GEZE is not responsible for the design of the product. GEZE is not responsible for the design of the product.