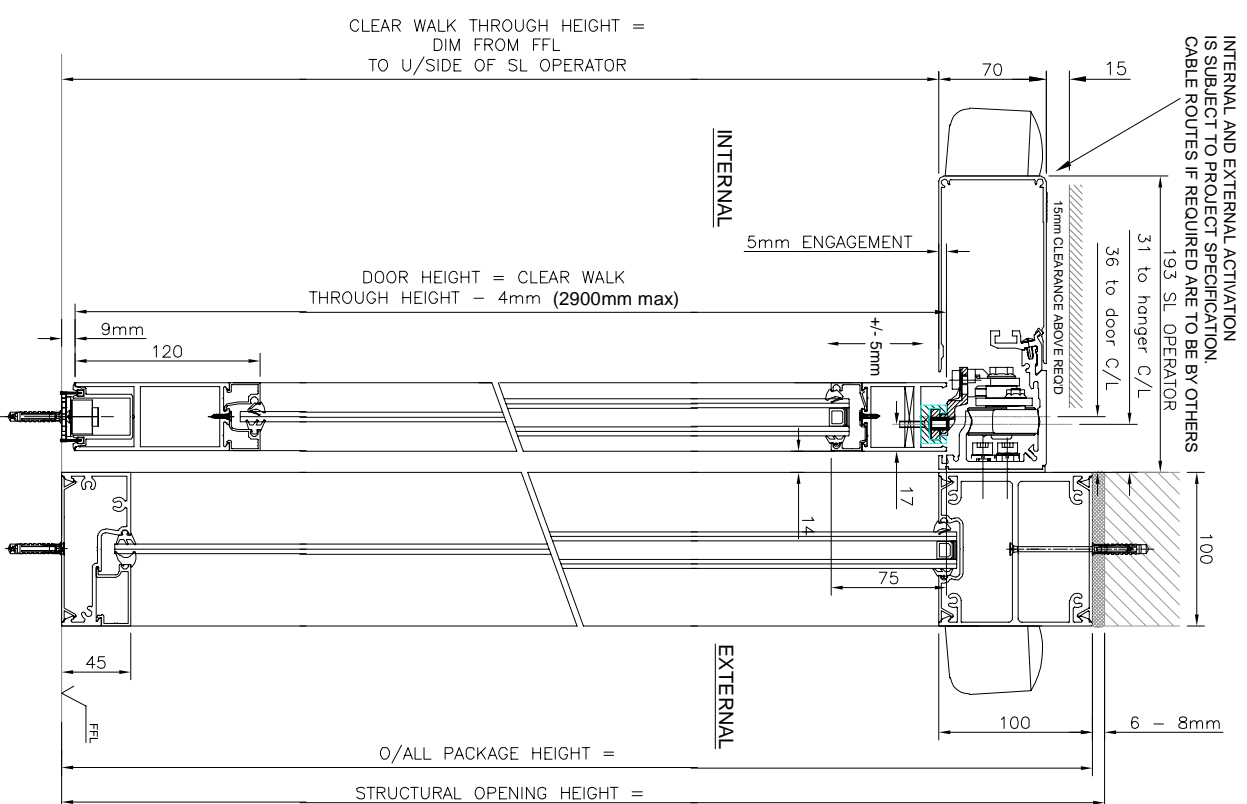
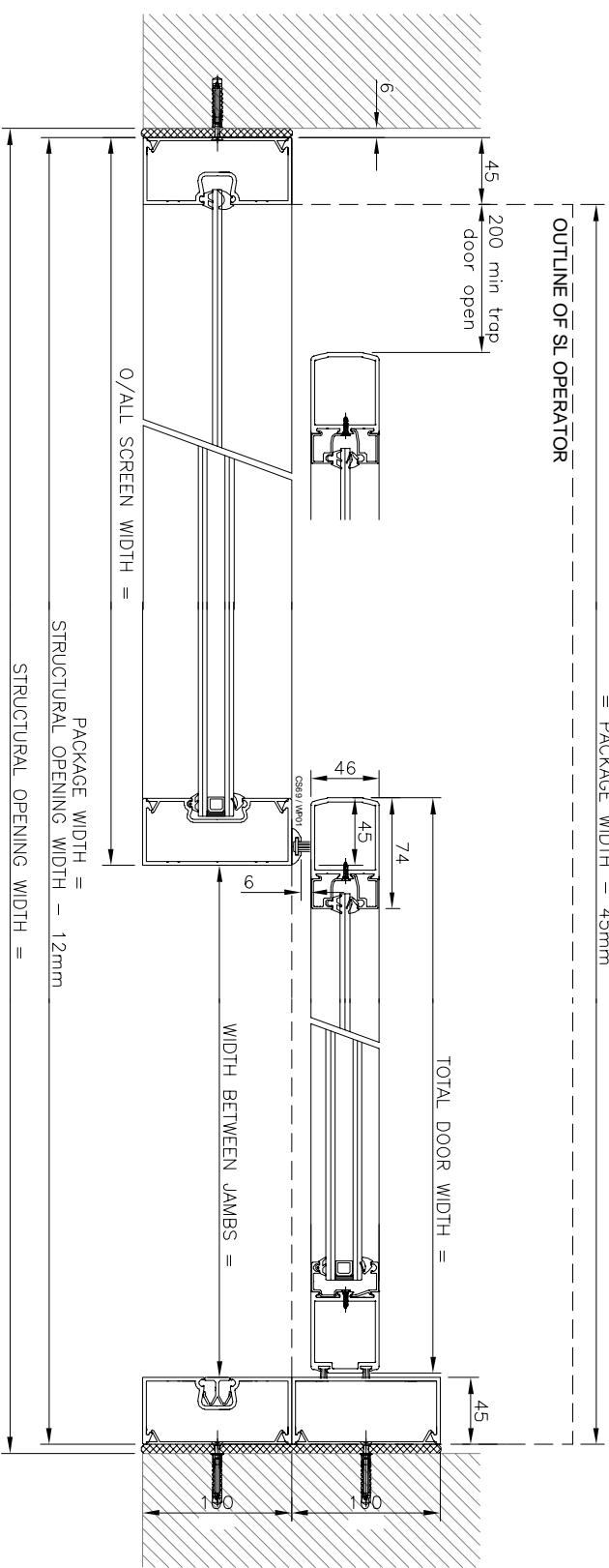
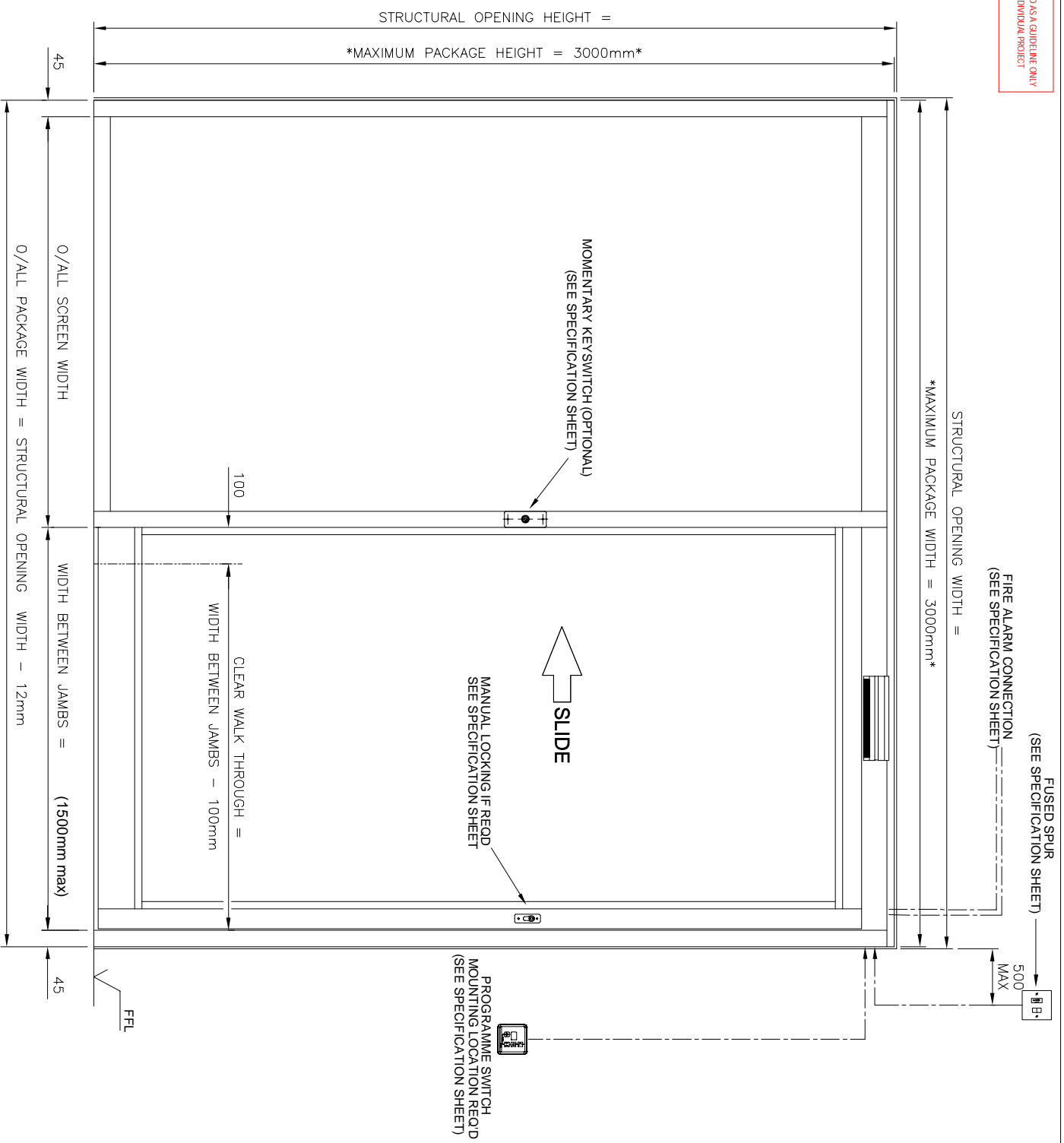


*NOTE
ALL MAXIMUM SIZES AND WEIGHTS DENOTED HERE ARE TO BE USED AS A GUIDE ONLY
AND WILL BE SUBJECT TO THE SPECIFIC REQUIREMENTS OF EACH INDIVIDUAL PROJECT
ACTUAL PARAMETERS WILL NEED TO BE AGREED BY GEZE UK



PROJECT SPECIFIC DETAILS

PROJECT :			
FINISH :			
GLASS :			
LOCKING :			
CONTROLS :			
ACTIVATION :			
SAFETY :			
Revision	Drawn	Date	Reason for Change
E	MB	05.04.19	CORRECT HANGING PROFILE ADDED
D	MB	02.11.17	CORRECT PROFILES ADDED
C	RC	30-05-13	Floor guide option added to drawing
B	RC	11-12-12	Double glazing options added to drawing
A	RC	27-03-12	Dimension amended on Section view for SL-NT

Drawing No.
SL-NT-16

Title
SL-NT Single RH Operator
with door and screen
in 100 x 45 Aluminium shopfront sections
(single glazed)



GEZE UK Ltd
Blenheim Way
Fradley Park
Lichfield
Staffordshire.

www.geze.com
TEL 01543 443000
FAX 01543 443001

Drawn Appd Scale Date
GH NTS DEC 2011

This drawing shows the actual design of product developed in the district.
No claims or drawings in any form can be made against GEZE in regard of the invention
without the prior written consent of GEZE. The drawings are the property of GEZE and will remain
in the possession of GEZE. The drawings may not be copied or reproduced without the prior written consent of GEZE.